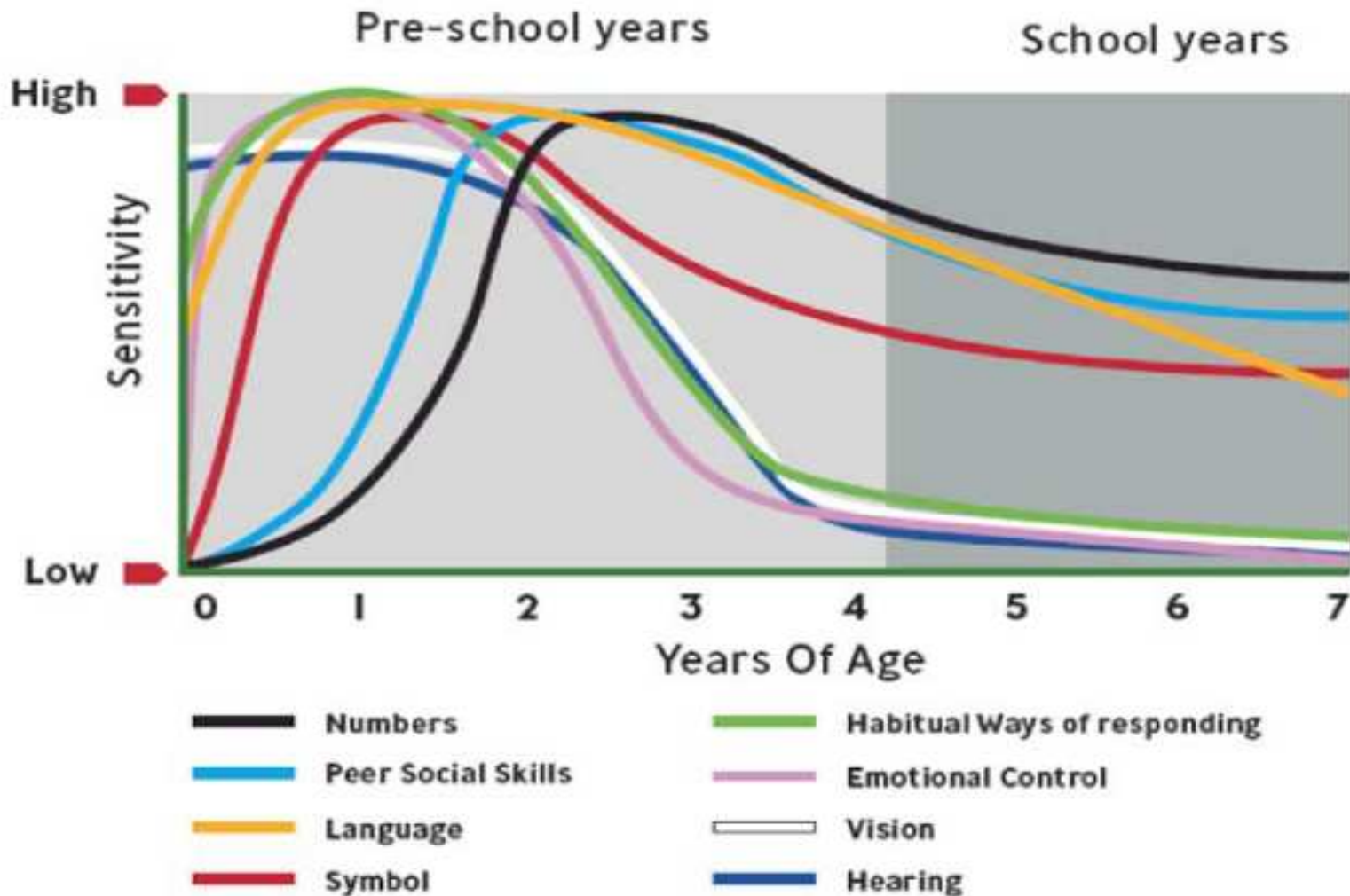


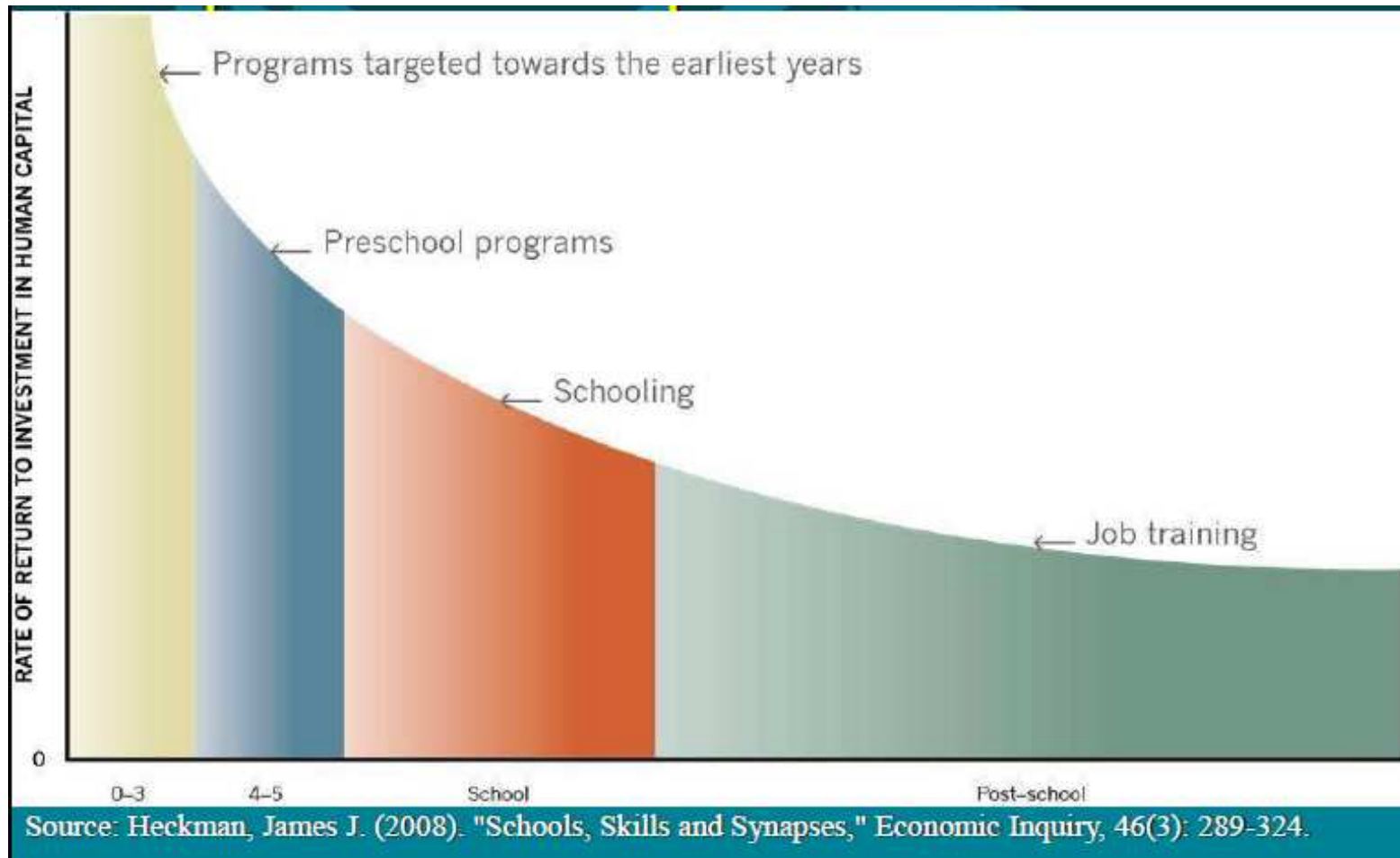
# Cyfnodau sensitif yn natblygiad cynnar yr ymennydd

## Sensitive periods in early brain development



<b>Suggested mixed, two-generation approach to universal early childhood social-emotional and cognitive development based on evidence of promising interventions</b>					
<b>Delivery</b>	<b>Population</b>	<b>CONTINUUM OF CARE</b>			
		<b>Pregnancy</b>	<b>0-12 months</b>	<b>12-36 months</b>	<b>36-48+ months</b>
<b>Highest risk of developmental and/or attachment disorder</b>	Children		Enrichment of home environment e.g. Play@home Nurturing of holistic child development Children's centres with use of multiagency integrated services	Full- or half-day childcare at high quality child development centre (higher risk - higher number of hours up to a max. 30 hrs/wk) Enrichment of home environment	Full-day* high quality preschool Enrichment of home environment Child training e.g. Incredible Years  Specialist input as required
	Parent-Child	Intensive midwifery support  Nurse-Family Partnership  Parents As Teachers	Attachment-based interventions to improve parent sensitivity§ Intensive midwifery and home visiting support Nurse-Family Partnership Parents As Teachers	Intensive home visiting support  Nurse-Family Partnership  Parents As Teachers	Positive Parenting e.g. Triple P  Specialist input as required
	Parents	Maternal education and literacy Parenting preparation  Support for addictions	Training to understand stages of child development and how to nurture Parenting/child management support e.g. Incredible Years More intensive support in accessing services, problem solving, adult education for high school completion, job/employment support, accessing benefits, addiction management etc		
<b>Medium risk</b>	Children		Enrichment of home environment e.g. Play@home Nurturing of holistic child development Children's centres	Half-day preschool	
	Parent-Child	Promotion of sensitive parenting with provision of support as needed			
	Parents	Support for behaviour change Antenatal care according to medical risk	Support for breastfeeding initiation and maintenance	Support in accessing services Problem solving techniques Adult education for high school completion, job/employment support	
<b>Universal</b>	Children		Children's centres e.g. drop-in centres, toy and book libraries Resources e.g. Bookstart# Enrichment of home environment	Half-day preschool	
	Parent-Child	Access to information on positive, sensitive parenting			
	Parents	Standard antenatal care Promotion of healthy diet, physical activity, breastfeeding and smoking cessation. Ready Steady Baby#	Information on healthy child development Information on available child, parent and family services Core child health promotion programme with routine child development reviews		

# Ymhlygiad gan y Buddsoddiad Optimwm Implication for Optimum Investment



# Ail Gynllunio Effaith

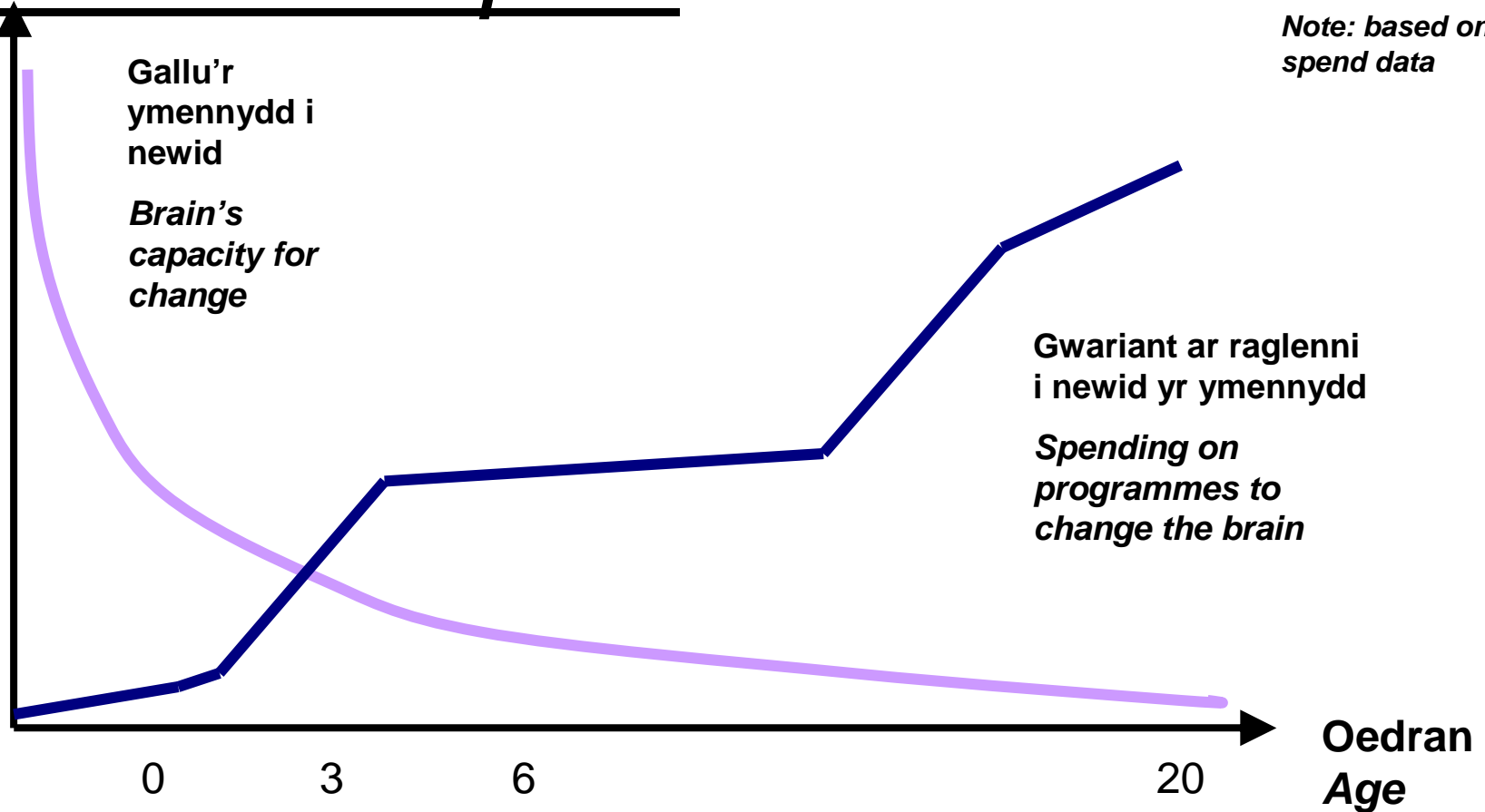
ATODIAD / APPENDIX 4

## Gwasanaeth : *Redesigning*

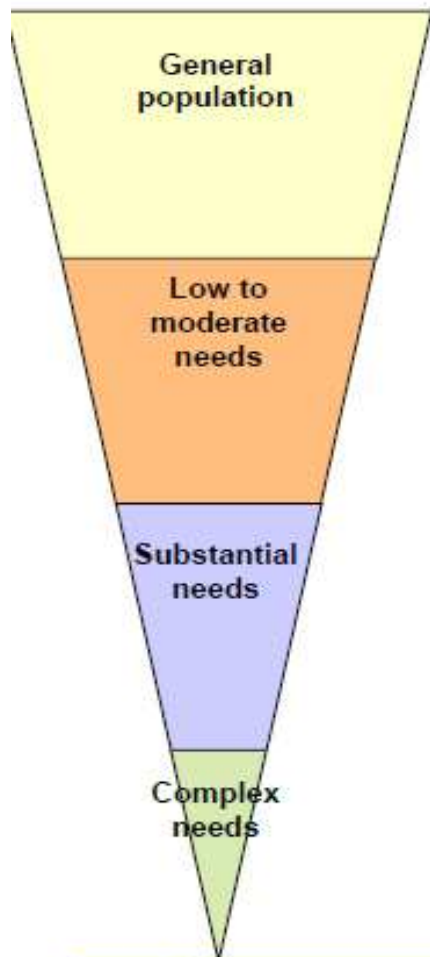
### *Service Impact*

*Nodyn – yn seiliedig ar ddata gwariant yr UDA*

*Note: based on US spend data*



**Population 'needs'**



**Example interventions**

Citizenship

- Involvement of older people
- Tackling ageism – positive images
- Equal access to mainstream services
- Making a positive contribution, including volunteering

Neighbourhood & community

- Community safety initiatives, including distraction burglary
- Locality based community development
- Intergenerational work

Information / access

- "No door the wrong door"
- Single point of access, self assessment, peer 'navigators'

Lifestyle

- Active ageing initiatives
- Public health messages, including diet and smoking
- Peer health mentoring

Practical support

- Befriending and counselling
- Shopping, gardening etc
- Case finding and case management of those at risk

Early intervention

- Intermediate care services
- Enablement services – developed from home care
- Self care programmes

Enablement

- Integrated or co-located teams and/or networks
- Generic workers
- Case finding and case management of complex cases / LTC

Community support for LTC

- end of life care – enabling people to die at home
- Management of unscheduled care

Institutional avoidance

Timely discharge

- Hospital in-reach and step down pathways
- Post discharge support, settling in and proactive phone contact

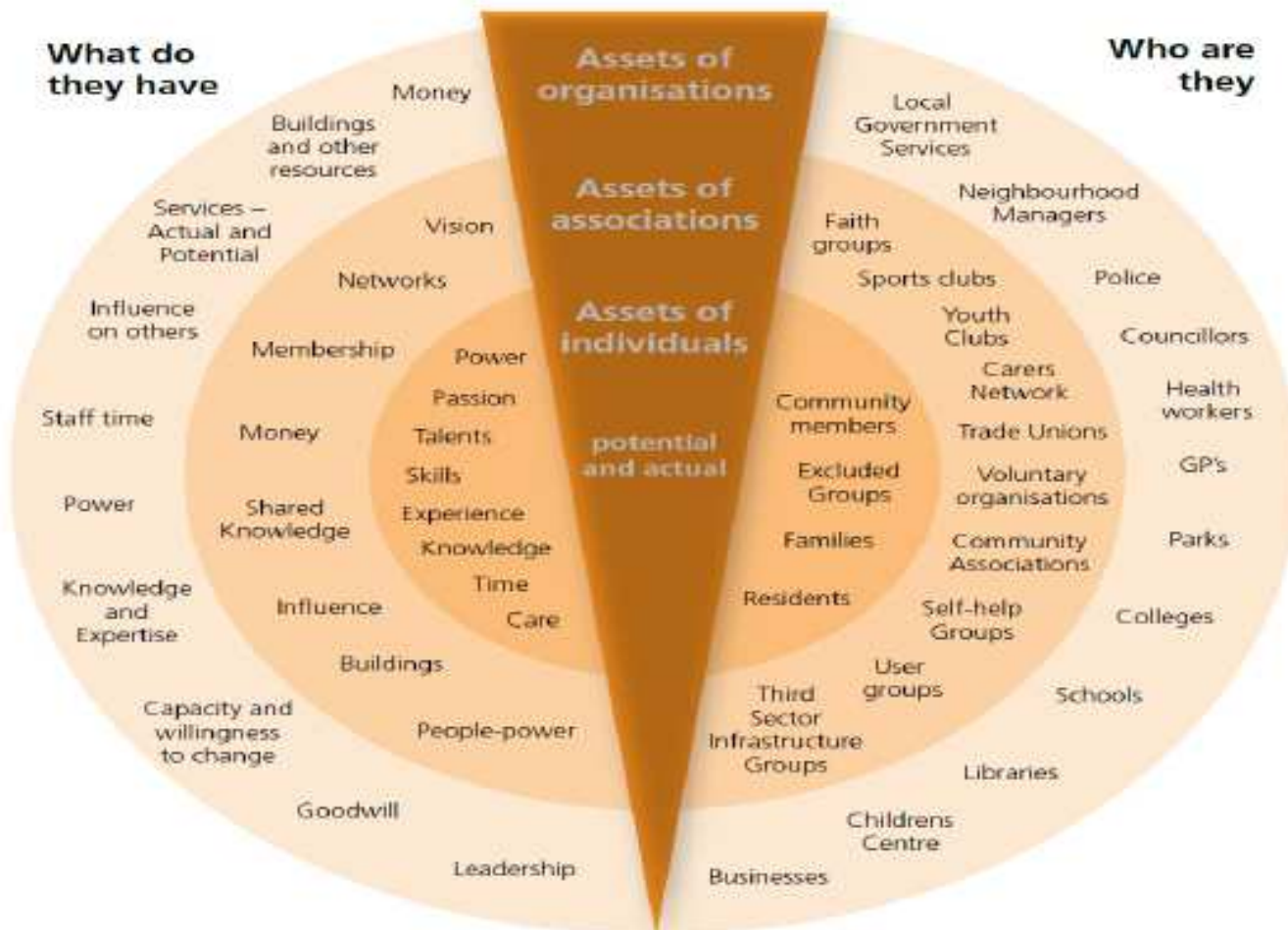
**Outcomes:-**

- Improved quality of life
- Increased choice and control
- Economic wellbeing

- Improved health and emotional well-being
- Making a positive contribution
- Freedom from discrimination or harassment
- Maintaining personal dignity and respect

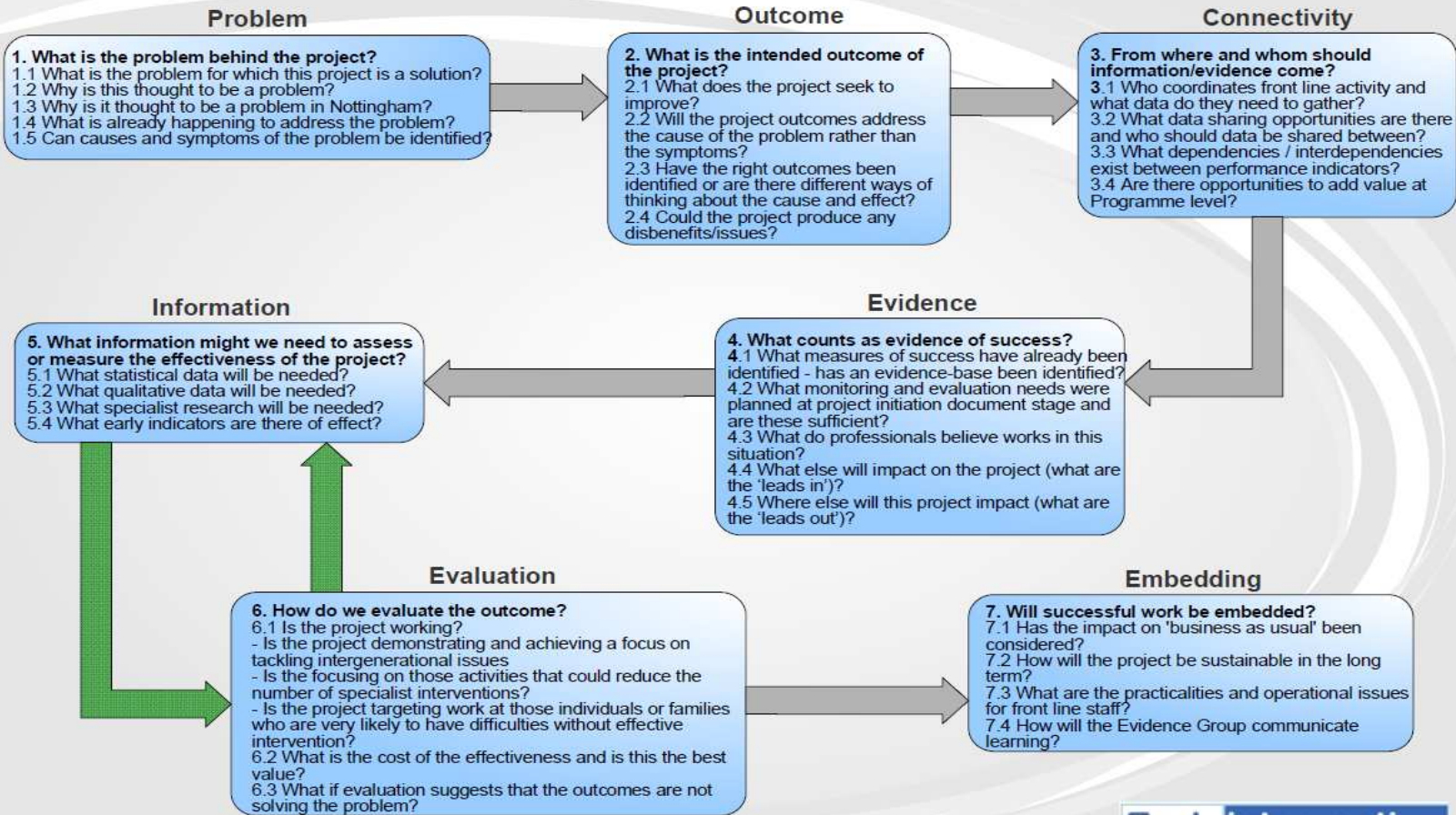
# Partnership with individuals and communities- an asset based approach.

## Asset mapping



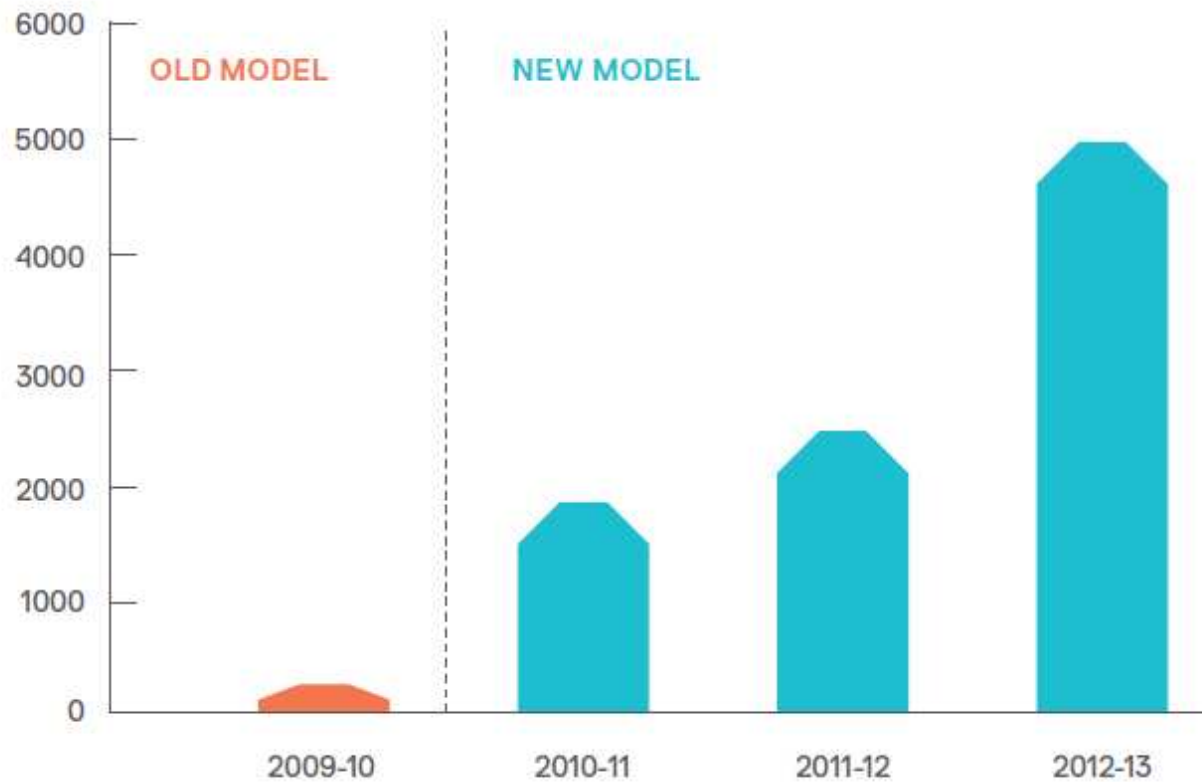
I&DeA Glass half-full: how an asset approach can improve community health and wellbeing.

**Strategy for Evaluating the Effectiveness of Early Intervention Projects**



## New vs old: volunteers

Number of hours volunteered in Knowsley





## Evidence of increased reach

ATODIAD/APPENDIX 9

Total number of families for Bradford, Knowsley and Reading

